

Kentucky High School Athletic Association

To: Superintendent, Principal, and Athletic Director

From: Louis Stout, Commissioner
Brigid L. DeVries, Executive Assistant Commissioner


Date: June 18, 2002

Subject: 2001-2002 Annual Report Forms Submission

School: Franklin County High School

Enclosed please find a copy of Form T-65, The 2001-2002 Annual Report Forms Checklist. In addition, you may find an attachment with corrected copies of the forms submitted by your school personnel. Please review this information so the forms can be completed accurately in the future. Also, KHSAA Audit Staff may have requested a re-submission of some of the 2001-2002 Annual Report Forms or need additional information on your athletic programs. Please submit this information by the date requested if this is applicable. Copies and all KHSAA Title IX documents must be kept current and included in your permanent Title IX File at the school. All documents are subject to Open Records Requests.

Should you need any further information, please do not hesitate to call anytime.



Memo

To: KHSAA Member School Superintendents, Principals, and Athletic Directors

From: Louis Stout, Commissioner
Brigid L. Devries, Executive Assistant Commissioner

Date: June 17, 2002

Re: 2002 Title IX Forms Submission

School	Franklin County	Reviewed by	Gary Lawson
--------	-----------------	-------------	-------------

The following is a status report regarding the required 2001 - 2002 Title IX submission of forms due in to the KHSAA office by April 15, 2002. Appropriate audit personnel have reviewed these forms and the following is a summary of this review.

I. Checklist of Forms properly submitted in a satisfactory manner:

<input checked="" type="checkbox"/>	GE 19 (Annual Verification)	<input checked="" type="checkbox"/>	T-35 (Budget Expenses)
<input checked="" type="checkbox"/>	T-1 (Summary Program Chart 1)	<input checked="" type="checkbox"/>	T-36 (Budget Expenses)
<input checked="" type="checkbox"/>	T-2 (Summary Program Chart 2)		T-41 (Checklist – Overall Interscholastic Program)
<input checked="" type="checkbox"/>	T-3 (Summary Program Chart 3)	<input checked="" type="checkbox"/>	T-60 (Corrective Action Plan)
<input checked="" type="checkbox"/>	T-4 (Summary Program Chart 4)	<input checked="" type="checkbox"/>	T-63 (Interscholastic Survey Results)

II. Status

A.		2001 – 2002 Forms are satisfactory and no further information or action is necessary at this time.
B.	<input checked="" type="checkbox"/>	Errors have been noted with respect to the following forms and corrected copies are being returned to you for placement in your Title IX file to ensure proper submission in the future. Form T-41 is filled out incorrectly. Both programs cannot have the advantage. Please correct this data as indicated on the attached sheet and place the corrected form in your Title IX File.
C.		The following forms were omitted and must be submitted by school representatives.
D.	<input checked="" type="checkbox"/>	Other Recommendation and Comments: All calculations appear to be correct.

2001-2002 KHSAA TITLE IX ATHLETICS AUDIT


KHSAA
Form T41
Rev. 07/01

Checklist - Overall Interscholastic Athletics Program


Areas of Compliance	ADVANTAGE TO (Respond based on Internal Evaluation by checking the appropriate column.)		
	GIRLS' PROGRAM	BOYS' PROGRAM	NEITHER PROGRAM
Equipment and Supplies	✓	✓ →	✓
Scheduling of Games and Practice Time	✓	✓ →	✓
Travel and Per Diem Allowances	N/A	N/A →	If you provide bus transportation this area does apply!
Coaching	✓	✓ →	✓
Locker Rooms, Practice and Competitive Facilities		✓	* Lights on Softball field are presently being bid for installation
Medical and Training Facilities and Services	✓	✓ →	✓
Publicity	✓	✓ →	✓
Support Services	✓	✓ →	✓
Athletic Scholarships	N/A	N/A	N/A
Tutoring	N/A	N/A	N/A
Housing and Dining Facilities and Services	N/A	N/A	N/A
Recruitment of Student Athletes	N/A	N/A	N/A

Principal's Signature: Sharon C. Callitt Date: 5/8/02

FRANKLIN CO.



APR 15 2002





KENTUCKY HIGH SCHOOL ATHLETIC ASSOCIATION

TITLE IX

MEMBER SCHOOLS 2001-2002 ANNUAL REPORT FORMS

Submit to KHSAA
By April 15, 2002





2001-2002 KENTUCKY HIGH SCHOOL ATHLETIC ASSOCIATION ANNUAL VERIFICATION OF TITLE IX PROCEDURES

(To be submitted by April 15, 2002 along with other required forms)

The Franklin County High School, Frankfort, Kentucky
(Name of High School) (City)

certifies to the Kentucky High School Athletic Association that the following is an accurate and true representation of the facts surrounding compliance with Title 20, U.S.C. Titles 1681-1688, et. Seq. (also known as Title IX)

I certify the following provisions in accordance with records at the school contained in the permanent Title IX file, and to the best of my knowledge have completed the following tasks. (All boxes must be checked)

Established a gender equity committee at the high school. (list committee personnel and provide attachment if necessary)

Name	Address	Phone	Title
Karen N. Buzard	1100 East Main St. Frankfort, Ky	502-695-6750	Assist. Principal
Don Sturgeon	" "	" "	Athletic Director
Daron McDonald	" "	" "	Baseball Coach
Tracy Spickard	" "	" "	Softball Coach
Sharon Collett	" "	" "	Principal
Kathy Billiter	740 Isaac Shelby Frankfort, Ky	502-695-3572	Parent

Scheduled a minimum of three meetings during the 2001-2002 school year on the following dates:

9-27-01

3-5-02

5-14-02

Designated the following person(s) as the Title IX coordinator for the school (district)

Deborah Wigginton, Director of Student Services, 916 East Main St. Frankfort, Ky

Name	Title	Address	Phone
			<u>502-695-6700</u>

School personnel are continuing to make periodic reviews of the boys and girls athletics program reflected in the Corrective Action Plan.

In addition to the above information, the above referenced school maintains a complete permanent file relative to Title IX records including copies of the self-assessment audit, all corrective action plans, and other related materials.

Sharon C. Collett
Principal's Signature

5/8/02 2002
Date

[Signature]
Superintendent Signature

Pat Jorner
School Board Chairpersons' Signature

(Send original copy to KHSAA - Maintain duplicate in Title IX school folder)

2001-2002
ACCOMMODATION OF INTERESTS AND ABILITIES
SUMMARY PROGRAM CHART 1

KHSAA
 Form T1
 Rev. 07/01

Participation Opportunities Test One

		(Column 1)	(Column 2)	(Column 3)	(Column 4)
	Program	Enrollment	Percentage of Total Enrollment	Number of Interscholastic Participants (double and triple count)	Percentage of Total Participation
Row 1	GIRLS	433	49.3%	207	43.8%
Row 2	BOYS	446	50.7%	266	56.2%
Row 3	Totals	879	100%	473	100%

Instructions:

*Number of 8th grade students & below used in Column 4 calculations if applicable: 40

** See Attached grade summary for enrollment as of 4-12-02*

- Determine the total number of girls enrolled, (place in Row 1, Column 1). Determine the total number of boys enrolled, (place in Row 2, Column 1).
- Add the total number of girls and boys enrolled to determine total enrollment, (place in Row 3, Column 1).
- Calculate the percentage of total enrollment that is female. (Divide Row 1, Column 1 by row 3, Column 1 and place in Row 1, Column 2.) Calculate the percentage of total enrollment that is male. (Divide Row 2, Column 1 by Row 3, Column 1 and place in Row 2, Column 2.) Note: Row 1, Column 2 plus Row 2, Column 2 should total 100%.
- Ask the head coaches to review the most updated eligibility or squad lists for their teams. Ask coaches to confirm the names of those individuals who are on the team as of the first **date of competition**, and cross out the names of those who were cut from the team or quit the team prior to the first competitive event. Determine the total number of interscholastic athletics participants that are girls, (and place in Row 1, Column 3). In order to determine the total number of athletics participants, an individual should be counted each time he or she participates on a team. For example, if Jane Doe competes on the varsity volleyball team, the junior varsity volleyball team, the junior varsity basketball team, and the varsity softball team, she should be counted as four participants (**do not include club or intramural sports participants, cheerleaders, dance teams, or pom squads**). Calculate the same way for boys and girls. * In addition, should 8th grade students and below play on a Freshman, Junior Varsity, or Varsity team, they should also be counted for each team and sport on which they participate. If applicable, please asterisk the above notation as to how many 8th grade students & below are included. Using the same procedure, determine the total number of interscholastic athletic participants that are boys, (and place in Row 2, Column 3). Add Row 1, Column 3 plus Row 2, Column 3 to get total participants and place in Row 3, Column 3.
- Calculate the percentage of female participation. (Row 1, Column 3 divided by Row 3, Column 3 and place in Row 1, Column 4.) Calculate the percentage of male participation. (Row 2, Column 3 divided by Row 3, Column 3 and place in Row 2, Column 4.) Note: Row 1, Column 4 plus Row 2, Column 4 should total 100%.

Note: While being within three percent is not a formal compliance standard; if the percent listed in Row 1, Column 4 is within 3% of Row 1, Column 2, then it provides a good target within which compliance is likely.

Principal's Signature: Sharon C. Cellitt Date: 5/8/02

2001-2002
ACCOMMODATION OF INTERESTS AND ABILITIES
SUMMARY PROGRAM CHART 3

Participation Opportunities Test Three

For any question answered "YES" identify the respective sport(s).

	GIRLS (Yes / No)		BOYS (Yes / No)
1. Is there an intramural team offered in a sport not now available in the interscholastic athletics program? (YES or NO)	No		No
2. For a sport <u>not</u> currently offered, is there sufficient interest to form a viable interscholastic team based on participation on an intramural team or community recreation teams? (YES or NO)	No		No
3. For a sport <u>not</u> currently offered, is there sufficient interest to form a viable interscholastic team with the interscholastic survey.	No		No
4. For a sport currently offered, is there interest to form a viable team for a junior varsity, freshman, or other intramural level that is not currently offered? (YES or NO)	No		No
5. If you answered YES to question (1), (2), (3) or (4), are there enough high schools in your geographic area offering the sport (at the appropriate level) to allow for the development of a reasonable schedule of competition. (YES or NO)	N/A		N/A

Principal's Signature: Sharon C. Collett Date: 5/8/02

2001-2002
ACCOMMODATION OF INTERESTS AND ABILITIES
SUMMARY PROGRAM CHART 2

KHSAA
 Form T2
 Rev. 07/01

Participation Opportunities Test Two

			Column 1	Column 2	Column 3	Column 4	Column 5
Program			Number of Teams Currently Offered	Number of Participants	Number of Teams Added in Last Five Years	Number of Participants Added in Last Five Years	Percent of Total Participation By Sex Added in Last 5 Years
GIRLS	Row 1	varsity:	9	126	1	18	8.7%
	Row 2	j.v.:	4	51	1	20	9.7%
	Row 3	frosh:	2	30	1	18	8.7%
	Row 4	total:	15	207	3	56	27.1%
BOYS	Row 5	varsity:	10	156	0	0	0
	Row 6	j.v.:	6	78	0	0	0
	Row 7	frosh:	2	32	0	0	0
	Row 8	total:	18	266	0	0	0

- 1) List the number of interscholastic teams offered for girls and boys at each competitive level (for example, varsity, junior varsity, and freshman levels). Total each of the entries in Column 1 into Row 4, Column 1 and Row 8, Column 1.
- 2) List the number of interscholastic teams that have been added in the last five years at each competitive level. Total each of the entries in Column 3 into Row 4, Column 3 and Row 8, Column 3.
- 3) List the number of participants that are currently on each level of the teams that were added in the last five years. Total each of the entries in Column 2 into Row 4, Column 2 for girls and Row 8, Column 2 for boys. If a team was added previously but no longer exists, there are no current participants to be added for that team.
- 4) List the number of participants added in the last 5 years. Total each of the entries made in Column 4 into Row 4, Column 4 for girls and Row 8, Column 4 for boys.
- 5) Calculate the percentage of participants that have been added in the last five years (Column 4 divided by Column 2 on each line). For example, if girls' varsity soccer (22 participants), junior varsity soccer (18 participants), junior varsity golf (8 participants), and freshman softball (15 participants) have been added in the last five years, then 63 participation opportunities have been added for girls. If the total number of female participants in the program is 96 (taken from Form T-1, Row 1, Column 3), then 65.6% of the current opportunities (63 of 96) have been added in the last five years. Perform similar calculations for male participants.

Note: If the percentage of current participants added in the last five years is 25% or greater, compliance with test two may be possible. If less than 25%, then compliance with test three should be analyzed. **CAUTION:** 25% is not a formal compliance standard.

Principal's Signature: Sharon C. Callitt Date: 5/8/02

2001-2002
ACCOMMODATION OF INTERESTS AND ABILITIES
SUMMARY PROGRAM CHART 4

KHSAA
 Form T4
 Rev. 07/01

Levels of Competition Test One

		(Column 1)	(Column 2)
	Team Levels	GIRLS	BOYS
Row 1	Total Number of Athletics Participants in All Levels	267	266
Row 2	Number of Varsity Teams Offered	9	10
Row 3	Number of Participants on all Varsity Teams	126	156
Row 4	Percentage of Total Varsity Participants By Sex	60.9%	58.6%
Row 5	Number of Junior Varsity Teams Offered	4	6
Row 6	Number of Participants on all Junior Varsity Teams	51	78
Row 7	Percentage of Total Junior Varsity Participants By Sex	24.6%	29.3%
Row 8	Number of Freshman Teams Offered	2	2
Row 9	Numbers of Participants on all Freshman Teams	30	32
Row 10	Percentage of Total Freshman Participants By Sex	14.5%	12.1%

- 1) Copy the number entered on Form T1, Row 1, Column 3 and place on Row 1, column 1 of this form.
- 2) Copy the number entered on Form T1, Row 2, Column 3 and place on Row 1, column 2 of this form.
- 3) List the number of teams at the varsity, junior varsity, and freshman levels for boys and girls (Rows #2,5,8) and place in the proper boxes in columns 1 and 2.
- 4) List the number of teams at the varsity, junior varsity, and freshman levels for boys and girls (Rows #3,6,9) and place in the proper boxes in columns 1 and 2.
- 5) Calculate the percentage of female and male participants at each level. (Rows #4,7,10)
 - Divide Row 3, Column 1 by Row 1, Column 1, and place the percentage in Row 4, Column 1.
 - Divide Row 3, Column 2 by Row 1, Column 2, and place the percentage in Row 4, Column 2.
 - Divide Row 6, Column 1 by Row 1, Column 1, and place the percentage in Row 7, Column 1.
 - Divide Row 6, Column 2 by Row 1, Column 2, and place the percentage in Row 7, Column 2.
 - Divide Row 9, Column 1 by Row 1, Column 1, and place the percentage in Row 10, Column 1.
 - Divide Row 9, Column 2 by Row 1, Column 2, and place the percentage in Row 10, Column 2.

Principal's Signature: Sharon C. Callitt Date: 5/8/02

2001-2002 KHSAA TITLE IX ATHLETICS AUDIT

KHSAA
Form T41
Rev. 07/01

Checklist - Overall Interscholastic Athletics Program

Areas of Compliance	ADVANTAGE TO (Respond based on Internal Evaluation by checking the appropriate column.)		
	GIRLS' PROGRAM	BOYS' PROGRAM	NEITHER PROGRAM
Equipment and Supplies	✓	✓	
Scheduling of Games and Practice Time	✓	✓	
Travel and Per Diem Allowances	N/A	N/A	
Coaching	✓	✓	
Locker Rooms, Practice and Competitive Facilities		✓	* Lights on Softball field are presently being bid for installation
Medical and Training Facilities and Services	✓	✓	
Publicity	✓	✓	
Support Services	✓	✓	
Athletic Scholarships	N/A	N/A	
Tutoring	N/A	N/A	
Housing and Dining Facilities and Services	N/A	N/A	
Recruitment of Student Athletes	N/A	N/A	

Principal's Signature: Sharon C. Callitt Date: 5/8/02

2001-2002
BUDGETED AND ACTUAL EXPENDITURES - PROGRAM COMPARISON CHART
TO INCLUDE BOOSTER CLUB FUNDING

	equipment and supplies		travel		awards		coaches' salaries (to include supplemental and extended employment)		facilities improvements		publications (if sport-specific)	
	B	E	B	E	B	E	B	E	B	E	B	E
G basketball	1245	967			330	222	13,839	13,839	0	0		
B basketball	1288	305			265	165	14,420	14,420	289	289		
G softball	325	241			325	351	4,749	4,749	0	0		
B baseball	850	1457			125	125	4,749	4,749	0	0		
G cross country	40	-0-			155	155	1,539	1,539	0	0		
B cross country												
G golf	200	-0-			65	65	1957	1957	0	0		
B golf	150	-0-			22	22	1957	1957	0	0		
G soccer	805	561			115	115	6131	6131	0	0		
B soccer	506	401			115	115	6131	6131	0	0		
G swimming	90	90			305	261	2157	2157	0	0		
B swimming												

"B" is for budgeted dollar amounts and "E" is for actual dollar expenditures. Expenditures should include items provided by third parties such as Booster Clubs.

Principal's Signature: Shawn D. Collett

Date: 5/8/02

2001-2002
BUDGETED AND ACTUAL EXPENDITURES - PROGRAM COMPARISON CHART 2
TO INCLUDE BOOSTER CLUB FUNDING

Teams	equipment and supplies		travel		awards		coaches' salaries (to include supplemental and extended employment)		facilities improvements		publications (if sport-specific)	
	B	E	B	E	B	E	B	E	B	E	B	E
G track	265	300			100	100	6217	6217			N/A	N/A
B track												
G tennis	225	196			300	300	1957	1957				
B tennis	425	196			235	235	1957	1957				
G volleyball	3259	3473			200	223	3090	3090				
B wrestling	3759	3749			90	90	3090	3090				
G (list sport)												
B (football)	4594	3378			175	175	15152	15152				
G (list sport)												
B (list sport)												

"B" is for budgeted dollar amounts and "E" is for actual dollar expenditures. Expenditures should include items provided by third parties such as Booster Clubs.

Principal's Signature: Sharon E. Bell Date: 5/8/02

INTERSCHOLASTIC ATHLETICS STUDENT SURVEY

1. Is the School District offering the interscholastic sport(s) you want to play?
241 Yes
47 No, I want to play _____
109 I am not interested in athletics

2. During the **fall season**, which interscholastic sport would you like to play?
57 Football
67 Girls' Volleyball
10 Boys' Volleyball
10 Boys' Cross-Country
16 Girls' Cross-Country
5 Girls' Field Hockey
27 Boys' Golf
9 Girls' Golf
29 Boys' Soccer
32 Girls' Soccer
173 I would not participate

3. During the **winter season**, which interscholastic sport would you like to play?
65 Boys' Basketball
70 Girls' Basketball
15 Boys' Swimming & Diving
25 Girls' Swimming & Diving
18 Boys' Wrestling
33 Girls' Gymnastics
36 Boys' and Girls' Indoor Track
182 I would not participate

4. During the **spring season**, which interscholastic sport would you like to play?
23 Boys' Track
23 Girls' Track
34 Girls' Tennis
13 Boys' Tennis
19 Girls' Slow Pitch Softball
27 Girls' Fast Pitch Softball
40 Boys' Baseball
196 I would not participate

5. Do you participate in intramural sports? If you do, which sports(s)?
 Yes _____
 No _____

6. Which intramural sports, if any, would you like to see added?

2001 - 2002

RESPONSES TO QUESTION ONE B (Interscholastic Sports Students Want to Add)

Badminton - 1
Boxing - 1
Curling - 1
Fencing - 1
Girls' Football - 2
Gymnastics - 11
Hockey - 5
Indoor Soccer - 1
Kickball - 2
Lacrosse - 11
Paintball - 6
Polo - 4
Pool - 1
Rifle Team - 1
Rodeo - 2
Rollerblading - 1
Rugby - 3
Skateboarding - 3
Skiing - 2

2001 ~ 2002

RESPONSES TO QUESTION 6 (Intermurals Students Want to Add)

- Badminton - 1
- Basketball - 35
- Bowling - 4
- Boxing - 3
- Cheerleading - 3
- Chess - 1
- Curling - 1
- Dance - 2
- Drill Team - 1
- Fencing - 1
- Football - 3
- Girls' Football - 2
- Hockey - 7
- Karate - 1
- Kickball - 5
- Lacrosse - 7
- Paintball - 6
- Polo - 1
- Rifle Team - 3
- Rodeo - 1
- Roller Hockey - 2
- Rugby - 5
- Skateboarding - 2
- Slowpitch Softball - 22
- Soccer - 5
- Softball - 1
- Tennis - 2
- Three Point Shooting - 1
- Twirling - 1
- Volleyball - 2
- Water Polo - 1
- Wrestling - 1

2001 - 2002

RESPONSES TO QUESTION 7(Non-School Sports Activities)

- Baseball - 14
- Basketball - 37
- Biking - 2
- Bowling - 4
- Cheerleading - 3
- Dance - 20
- Field Hockey - 1
- Football - 9
- Four-Wheeling - 1
- Go-Karts - 2
- Golf - 9
- Gymnastics - 7
- Horseback Riding - 3
- Karate - 1
- Outdoor Activity (Hunting/Fishing) - 2
- Paintball - 8
- Roller Hockey - 2
- Rollerblading - 2
- Skateboarding - 5
- Skating - 2
- Soccer - 11
- Softball - 32
- Swimming - 2
- Tennis - 2
- Track - 3
- Volleyball - 11

2001 - 2002

MAIN SUGGESTIONS TO ENCOURAGE
PARTICIPATION WERE:

1. More notice when tryouts begin
2. Hire better coaches
3. Improve facilities - new basketball floor, better lighting on football field,
build new track and tennis courts
4. Take more athletic trips
5. No grade requirements for participation
6. Let athletes have last period study hall so practices can start earlier.

School Name: Franklin County High School

2001-2002

School Year: 2001 - 2002

TITLE IX

Principal's Signature: _____

CORRECTIVE ACTION PLAN

Date: _____

To complete this form, indicate the intended area which needs corrective action, the suggested change and time table for implementation. You may copy this form as needed. Please attach corrective action plans along with audit forms and submit by April 15, 2002.

ITEM FOR CORRECTION	SUGGESTED CHANGE	TIME TABLE FOR CORRECTIVE ACTION
Lights on Girls' Softball field	Lights will be added to the field	Currently bids are being taken for the installation of the lights.
Equitable scheduling of girls and boys basketball games	Schedule girls games during prime time. This is currently being done. This past season, we had several games that featured the girls and boys playing on the same night. The coaches in the 41st district will continue to schedule basketball games that will reflect the girls playing during prime time. During the double headers, girls will play some games during prime (8:00 p.m.)	

- An explanation (status report) is needed for all areas identified previously as items for correction as well as all areas currently identified as items for correction. This form shall be typed.

Principal's Signature: Sharon C. Calvert

Date: 5/8/02

